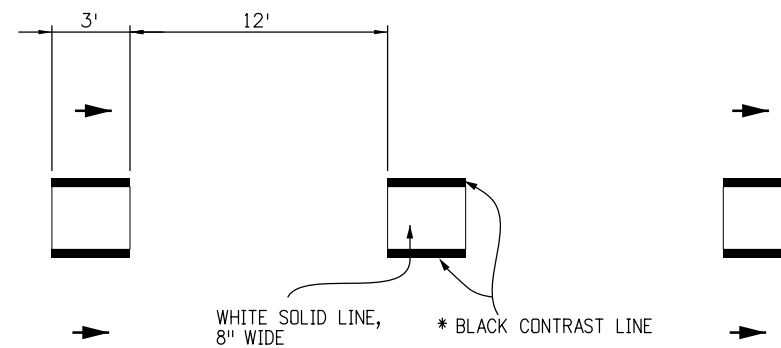
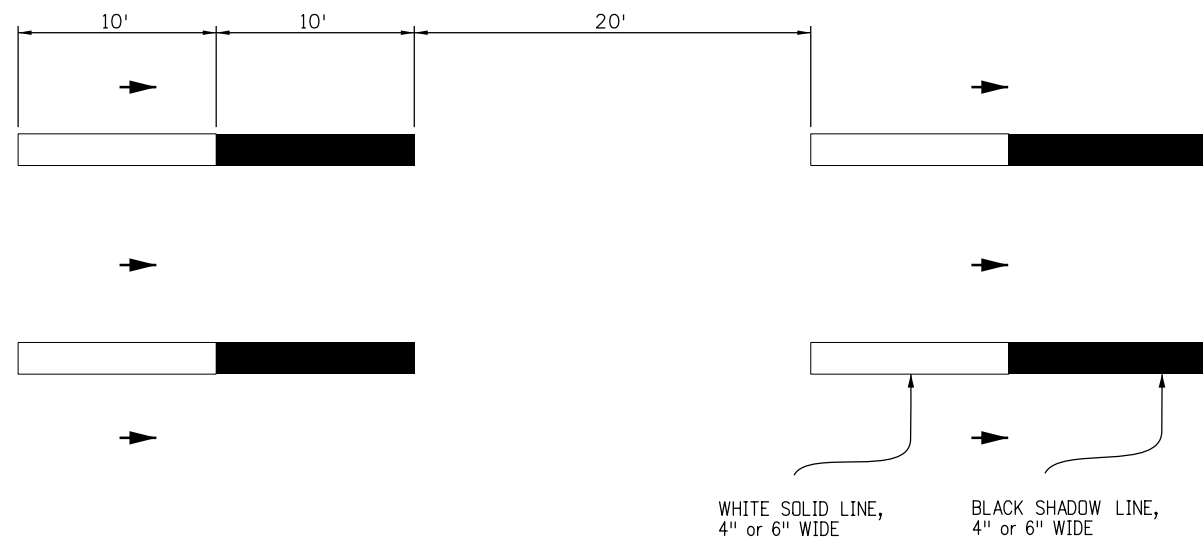


LANE LINE CONTRAST STRIPING

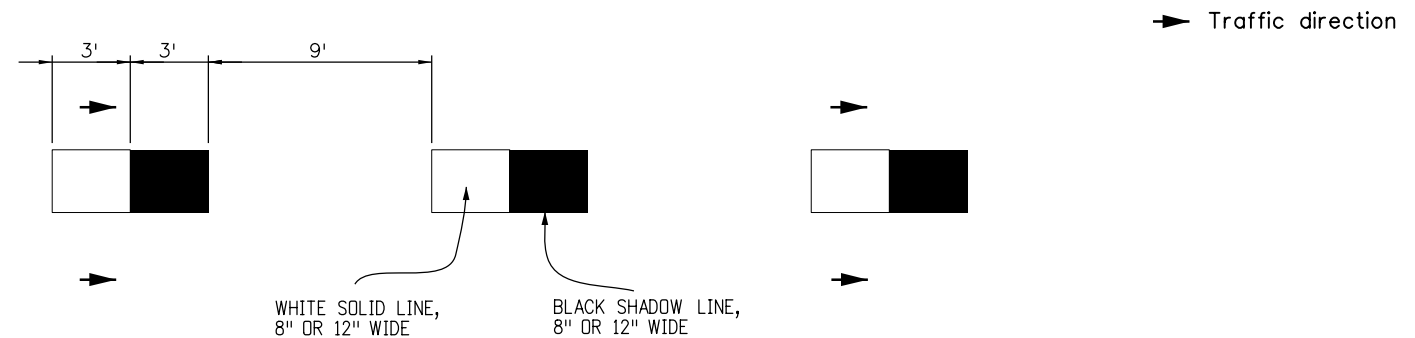


LANE DROP LINE CONTRAST STRIPING

*CONTRAST LINE DIMENSIONS		
White	Black Contrast (per side)	Total Width
6"	1.5"	9"
8"	1.5"	11"



LANE LINE SHADOW STRIPING



LANE DROP LINE SHADOW STRIPING

GENERAL NOTES

1. Contrast and Shadow marking should only be used on concrete pavement.
2. When used, black shadow marking shall be placed downstream of the abutting white line.
3. Black shadow line must be same width as adjoining white marking.
4. For 12 inches wide lines use Shadow markings.

➔ Traffic direction

<b>Computer File Information</b>		<b>Sheet Revisions</b>		Colorado Department of Transportation 2829 W. Howard Pl. Denver, CO 80204 Phone: 303-757-9436 FAX: 303-757-9219	<h1>PAVEMENT MARKINGS</h1>	<b>STANDARD PLAN NO.</b>	
Creation Date: 06/17/19	Created By: Butta	<b>Date:</b>	<b>Comments</b>			DS-627-1	
Last Modification Date: 12/18/19	Last Modified By:	12/18/19	LINE WIDTH UPDATE.	Standard Sheet No. 2 of 2		Project Sheet Number:	
CAD Ver.: MicroStation V8 Scale: Not to Scale Units: English				Traffic & Safety Engineering MKB	Issued By: Traffic & Safety Engineering Branch June 12, 2019		